

### MDT Glass Push Button II Lite 1/2/4-fold

Version		
BE-GTL10W.01	Glass Push Button II Lite	1-fold, White, Version NEUTRAL
BE-GTL1TW.01	Glass Push Button II Lite	1-fold, White, Version NEUTRAL, with temperature sensor
BE-GTL10W.A1	Glass Push Button II Lite	1-fold, White, Version UP/DOWN symbol
BE-GTL1TW.B1	Glass Push Button II Lite	1-fold, White, Version I/O Symbol, with temperature sensor
BE-GTL10S.01	Glass Push Button II Lite	1-fold, Black, Version NEUTRAL
BE-GTL1TS.01	Glass Push Button II Lite	1-fold, Black, Version NEUTRAL, with temperature sensor
BE-GTL10S.A1	Glass Push Button II Lite	1-fold, Black, Version UP/DOWN symbol
BE-GTL1TS.B1	Glass Push Button II Lite	1-fold, Black, Version I/O symbol, with temperature sensor
BE-GTL20W.01	Glass Push Button II Lite	2-fold, White, Version NEUTRAL
BE-GTL2TW.01	Glass Push Button II Lite	2-fold, White, Version NEUTRAL, with temperature sensor
BE-GTL20W.A1	Glass Push Button II Lite	2-fold, White, Version UP/DOWN symbol
BE-GTL2TW.B1	Glass Push Button II Lite	2-fold, White, Version I/O symbol, with temperature sensor
BE-GTL2TW.C1	Glass Push Button II Lite	2-fold, White, Version UP/DOWN and I/O symbol, with temperature sensor
BE-GTL2TW.D1	Glass Push Button II Lite	2-fold, White, Version I/O and UP/DOWN symbol, with temperature sensor
BE-GTL20S.01	Glass Push Button II Lite	2-fold, Black, Version NEUTRAL
BE-GTL2TS.01	Glass Push Button II Lite	2-fold, Black, Version NEUTRAL, with temperature sensor
BE-GTL20S.A1	Glass Push Button II Lite	2-fold, Black, Version UP/DOWN symbol
BE-GTL2TS.B1	Glass Push Button II Lite	2-fold, Black, Version I/O symbol, with temperature sensor
BE-GTL2TS.C1	Glass Push Button II Lite	2-fold, Black, Version UP/DOWN and I/O symbol, with temperature sensor
BE-GTL2TS.D1	Glass Push Button II Lite	2-fold, Black, Version I/O and UP/DOWN symbol, with temperature sensor
BE-GTL40W.01	Glass Push Button II Lite	4-fold, White, Version NEUTRAL
BE-GTL4TW.01	Glass Push Button II Lite	4-fold, White, Version NEUTRAL, with temperature sensor
BE-GTL40S.01	Glass Push Button II Lite	4-fold, Black, Version NEUTRAL
BE-GTL4TS.01	Glass Push Button II Lite	4-fold, Black, Version NEUTRAL, with temperature sensor


BE-GTL1TW.B1



BE-GTL2TW.C1




BE-GTL1TS.B1




BE-GTL2TS.C1



BE-GTL4xW.01



BE-GTL4xS.01



Depending on its parameterization the MDT Glass Push Button II Lite releases KNX telegrams. The sensor areas can be programmed for 1 or 2 button operation (BE-GTL4xx.01: 4 single sensor buttons). The RGBW status LEDs can be controlled with internal or external objects. The LED brightness is controllable via day/night or brightness object.

In addition to switching, dimming, blinds, scenes or sending values, a lot more functions are available. The Glass Push Button II Lite has 4 integrated logic blocks and an slap function with additional switch channel.

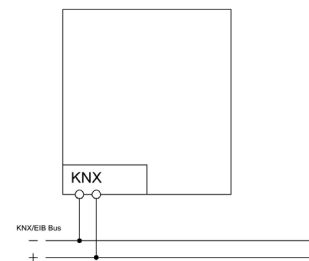
**The Glass Push Button II Lite has an innovative group function with long/extra long button press. For example, with a long press of a button, a shutter can move normally UP and DOWN, while the extra long button press moves the entire blind group of the room.**

**With the new multi touch function up to 4 values/datapoints can be send to one ore more objects. With a single button different light groups can be switched, e.g. 1 x tap is ceiling light, 2 x tap is wall light etc.**

The Glass Push Button II Lite is a flush mounted device for fixed installations in dry rooms. For project design and commissioning of the MDT KNX Glass Push Button II Lite it is recommended to use the ETS. Please download the application software at [www.mdt.de/downloads.html](http://www.mdt.de/downloads.html)

- Production in Germany, certified according to ISO 9001
- **Comprehensive application**
- **New multi touch function, sends up to 4 values/DPTs on the same or different objects**
- **Innovative group control with long/extra long button press**
- 1 and 2 button operation for switching, dimming, shutters, values
- Changing of values/scenes with up to 4 values
- Short/long button push with 2 objects
- **Slap function with additional switch channel**
- **Four RGBW Status LEDs**
- **LED brightness controllable via day/night or brightness object**
- 4 logic blocks
- Installation in an installation box
- Dimensions (W xH): 92mm x 92mm
- Integrated bus coupling unit
- 3 years warranty

Exemplary circuit diagram BE-GTLxxx.x1



Technical Data	BE-GTL1xx.x1 BE-GTL2xx.x1 BE-GTL4xx.01	BE-GTL1Tx.x1 BE-GTL2Tx.x1 BE-GTL4Tx.01	
Number of push button pairs/ sensor buttons	1/2 2/4 4 single sensor buttons	1/2 2/4 4 single sensor buttons	
Measurement range temperature	--	0 to + 40°C	
Specification KNX interface	TP-256	TP-256	
Available application software	ETS 4/5	ETS 4/5	
Permitted wire gauge			
KNX busconnection terminal	0,8mm Ø, solid core	0,8mm Ø, solid core	
Power supply	KNX Bus	KNX Bus	
Power consumption KNX bus typ.	< 0,5W	< 0,5W	
Operation temperature range	0 to + 45°C	0 to + 45°C	
Enclosure	IP 20	IP 20	
Dimensions (W x H x D)	92mm x 92mm x 29,5mm	92mm x 92mm x 29,5mm	